



A professional industrial and commercial
cleaning equipment and service provider



Company introduction



Spark specializes in the manufacturing of industrial and commercial cleaning equipment, integrating independent R&D, production, sales, and service. Based in Anhui, Spark operates as an OEM & ODM manufacturer with a complete closed-loop industrial chain that includes design development, mold engineering, rotomolding, precision sheet metal processing, and final assembly. Adhering strictly to industrial grade quality standards, our facility spans over 30,000 square meters and employs more than 290 people. Today, Spark exports cleaning machines to over 100 countries across North America, Europe, South America, the Middle East, Africa, and the Asia-Pacific regions. Our products are certified under ISO 9001 Quality Management System and CE Safety.



At Spark, customer satisfaction isn't just a goal—it's our driving force. We listen closely, innovate continuously, and refine relentlessly to make cleaning simpler, smarter, and more sustainable. Together, we're not just cleaning spaces—we're caring for communities and paving the way toward a healthier, safer, and more beautiful world.



three major manufacturing bases



5000m² storage center

product



scrubber



Washing and sweeping all-in-one machine



sweeper



sweeper

Minimum order quantity requirement

Minimum order: one unit ✓

color can be selected ✓

Lead-acid and lithium batteries are available for selection ✓

Customized packaging materials are available for large quantities ✓

Production line capacity

With multiple production lines, the monthly production capacity of washing and sweeping machines is 30,000 units, which can meet the demands of large-scale production and customized production



SD1Manual floor sweeper



| Category | Unit | Parameter |
|---------------------------|------|---------------|
| Cleaning width | mm | 920 |
| Rolling brush width | mm | 480 |
| Side brush width*quantity | mm*n | 350*2 |
| Side brushes quantity | n | 2 |
| Debris hopper capacity | L | 55 |
| Total weight | kg | 23 |
| Product size | mm | 1300*920*1035 |

Product superiority

- Hand push can recycle garbage, no noise, no emissions, suitable for any quiet, pollution-free place
- The armrest is adjustable to meet the needs of users at different heights, and can be folded and stored upright to save space
- The main components are made of engineering plastics, which are corrosion-resistant, anti-aging, and do not deform
- The rotating mechanism uses enclosed precision bearings to make the whole machine operate flexibly and work effortlessly

Applicable ground materials



Applicable scenarios



SD3Hand-push electric floor sweeper




| Category | Unit | Parameter |
|---------------------------------|------|--------------|
| Theoretical cleaning efficiency | ㎡/h | 1700 |
| Battery capacity | v/Ah | 12/103 |
| Cleaning width | mm | 1000 |
| Rolling brush width | mm | 435 |
| Side brush width *quantity | mm*n | 400*2 |
| Rolling brush motor power | W | 180 |
| Side brush motor power | W | 38*2 |
| Suction motor power | W | 120 |
| Driving motor power | W | / |
| Continuous running time | h | 4-6 |
| Debris hopper capacity | L | 28 |
| Water tank capacity | L | 25 |
| Total weight | kg | 120 |
| Product size | mm | 925*875*1000 |

product superiority

- Hand push can recycle garbage, no noise, no emissions, suitable for any quiet, pollution-free place
- The armrest is adjustable to meet the needs of users at different heights, and can be folded and stored upright to save space
- The main components are made of engineering plastics, which are corrosion-resistant, anti-aging, and do not deform
- The rotating mechanism uses enclosed precision bearings to make the whole machine operate flexibly and work effortlessly

Applicable ground materials



Applicable scenarios



SD1000 Ride on electric floor sweeper



| Category | Unit | Parameter |
|---------------------------------|------|---------------|
| Theoretical cleaning efficiency | ㎡/h | 5500 |
| Battery capacity | v/Ah | 48/67 |
| Cleaning width | mm | 1000 |
| Rolling brush width | mm | 440 |
| Side brush width *quantity | mm*n | 400*2 |
| Rolling brush motor power | W | 500 |
| Side brush motor power | W | 50*2 |
| Dust-vibrating motor power | W | 100 |
| Suction motor power | W | 200 |
| Driving motor power | W | 650 |
| Continuous running time | h | 2-3 |
| Debris hopper capacity | L | 60 |
| Water tank capacity | L | 40 |
| Total weight | kg | 240 |
| Product size | mm | 1300*1000*980 |

product superiority

- Safe, waterproof and electric shock-proof, the front headlights are impact-resistant, waterproof and have strong light
- Hydraulic double disc brake, safer, walking climbing motor, more effortless climbing
- Powerful side brush, fast rotation speed, dense bristles, easily cleans deep garbage
- Drive away dust, protect yourself and solve the problem of clogging of the filter screen of the vacuum cleaner motor

Applicable ground materials



Applicable scenarios



SD1250 Ride on electric floor sweeper




| Category | Unit | Parameter |
|---------------------------------|------|----------------|
| Theoretical cleaning efficiency | ㎡/h | 6800 |
| Battery capacity | v/Ah | 48/67 |
| Cleaning width | mm | 1250 |
| Rolling brush width | mm | 490 |
| Side brush width *quantity | mm*n | 450*2 |
| Rolling brush motor power | W | 550 |
| Side brush motor power | W | 90*2 |
| Dust-vibrating motor power | W | 60 |
| Suction motor power | W | 350 |
| Driving motor power | W | 1000 |
| Continuous running time | h | 2-3 |
| Debris hopper capacity | L | 80 |
| Water tank capacity | L | 10 |
| Total weight | kg | 301 |
| Product size | mm | 1600*1250*1300 |

product superiority

- Safe, waterproof and electric shock-proof, the front headlights are impact-resistant, waterproof and have strong light
- Hydraulic double disc brake, safer, walking climbing motor, more effortless climbing
- Powerful side brush, fast rotation speed, dense bristles, easily cleans deep garbage
- Drive away dust, protect yourself and solve the problem of clogging of the filter screen of the vacuum cleaner motor

Applicable ground materials



Applicable scenarios



SD1250-A Ride on electric floor sweeper




| Category | Unit | Parameter |
|---------------------------------|------|----------------|
| Theoretical cleaning efficiency | m²/h | 6800 |
| Battery capacity | v/Ah | 48/67 |
| Cleaning width | mm | 1250 |
| Rolling brush width | mm | 490 |
| Side brush width *quantity | mm*n | 450*2 |
| Rolling brush motor power | W | 550 |
| Side brush motor power | W | 90*2 |
| Dust-vibrating motor power | W | / |
| Suction motor power | W | 350 |
| Driving motor power | W | 1000 |
| Continuous running time | h | 2-3 |
| Debris hopper capacity | L | 80 |
| Water tank capacity | L | 10 |
| Total weight | kg | 301 |
| Product size | mm | 1600*1250*1300 |

product superiority

- Safe, waterproof and electric shock-proof, the front headlights are impact-resistant, waterproof and have strong light
- Hydraulic double disc brake, safer, walking climbing motor, more effortless climbing
- Powerful side brush, fast rotation speed, dense bristles, easily cleans deep garbage
- Drive away dust, protect yourself and solve the problem of clogging of the filter screen of the vacuum cleaner motor

Applicable ground materials



Applicable scenarios



SD1250-B Ride on electric floor sweeper




| Category | Unit | Parameter |
|---------------------------------|------|----------------|
| Theoretical cleaning efficiency | ㎡/h | 6800 |
| Battery capacity | v/Ah | 48/67 |
| Cleaning width | mm | 1250 |
| Rolling brush width | mm | 490 |
| Side brush width *quantity | mm*n | 450*2 |
| Rolling brush motor power | W | 550 |
| Side brush motor power | W | 90*2 |
| Dust-vibrating motor power | W | 60 |
| Suction motor power | W | 350 |
| Driving motor power | W | 1000 |
| Continuous running time | h | 2-3 |
| Debris hopper capacity | L | 80 |
| Water tank capacity | L | 10 |
| Total weight | kg | 301 |
| Product size | mm | 1600*1250*1300 |

product superiority

- Safe, waterproof and electric shock-proof, the front headlights are impact-resistant, waterproof and have strong light
- Hydraulic double disc brake, safer, walking climbing motor, more effortless climbing
- Powerful side brush, fast rotation speed, dense bristles, easily cleans deep garbage
- Drive away dust, protect yourself and solve the problem of clogging of the filter screen of the vacuum cleaner motor

Applicable ground materials



Applicable scenarios



SD1300 Ride on electric floor sweeper




| Category | Unit | Parameter |
|---------------------------------|------|----------------|
| Theoretical cleaning efficiency | ㎡/h | 6800 |
| Battery capacity | v/Ah | 48/67 |
| Cleaning width | mm | 1250 |
| Rolling brush width | mm | 490 |
| Side brush width *quantity | mm*n | 450*2 |
| Rolling brush motor power | W | 550 |
| Side brush motor power | W | 90*2 |
| Dust-vibrating motor power | W | 60 |
| Suction motor power | W | 350 |
| Driving motor power | W | 1000 |
| Continuous running time | h | 2-3 |
| Debris hopper capacity | L | 80 |
| Water tank capacity | L | 10 |
| Total weight | kg | 301 |
| Product size | mm | 1600*1250*1300 |

product superiority

- Safe, waterproof and electric shock-proof, the front headlights are impact-resistant, waterproof and have strong light
- Hydraulic double disc brake, safer, walking climbing motor, more effortless climbing
- Powerful side brush, fast rotation speed, dense bristles, easily cleans deep garbage
- Drive away dust, protect yourself and solve the problem of clogging of the filter screen of the vacuum cleaner motor

Applicable ground materials



Applicable scenarios



SD1350 Ride on electric floor sweeper



| Category | Unit | Parameter |
|---------------------------------|------|----------------|
| Theoretical cleaning efficiency | ㎡/h | 10800 |
| Battery capacity | v/Ah | 48/80 |
| Cleaning width | mm | 1350 |
| Rolling brush width | mm | 590 |
| Side brush width *quantity | mm*n | 500*2 |
| Rolling brush motor power | W | 700 |
| Side brush motor power | W | 140*2 |
| Dust-vibrating motor power | W | 100 |
| Suction motor power | W | 350 |
| Driving motor power | W | 1000 |
| Continuous running time | h | 2-3 |
| Debris hopper capacity | L | 120 |
| Water tank capacity | L | 50*2 |
| Total weight | kg | 307 |
| Product size | mm | 1650*1350*1200 |

product superiority

- Safe, waterproof and electric shock-proof, the front headlights are impact-resistant, waterproof and have strong light
- Hydraulic double disc brake, safer, walking climbing motor, more effortless climbing
- Powerful side brush, fast rotation speed, dense bristles, easily cleans deep garbage
- Drive away dust, protect yourself and solve the problem of clogging of the filter screen of the vacuum cleaner motor

Applicable ground materials



Applicable scenarios



SD1550 Ride on electric floor sweeper




| Category | Unit | Parameter |
|---------------------------------|------|----------------|
| Theoretical cleaning efficiency | ㎡/h | 12400 |
| Battery capacity | v/Ah | 48/103 |
| Cleaning width | mm | 1550 |
| Rolling brush width | mm | 790 |
| Side brush width *quantity | mm*n | 550*2 |
| Rolling brush motor power | W | 1000 |
| Side brush motor power | W | 140*2 |
| Dust-vibrating motor power | W | 100 |
| Suction motor power | W | 350 |
| Driving motor power | W | 1000 |
| Continuous running time | h | 2-3 |
| Debris hopper capacity | L | 180 |
| Water tank capacity | L | 50*2 |
| Total weight | kg | 475 |
| Product size | mm | 1750*1500*1300 |

product superiority

- Safe, waterproof and electric shock-proof, the front headlights are impact-resistant, waterproof and have strong light
- Hydraulic double disc brake, safer, walking climbing motor, more effortless climbing
- Powerful side brush, fast rotation speed, dense bristles, easily cleans deep garbage
- Drive away dust, protect yourself and solve the problem of clogging of the filter screen of the vacuum cleaner motor

Applicable ground materials



Applicable scenarios



SD1900 Full-enclosed Ride on electric floor sweeper




| Category | Unit | Parameter |
|---------------------------------|-------------------|----------------|
| Theoretical cleaning efficiency | m ² /h | 15000 |
| Battery capacity | v/Ah | 48/103 |
| Cleaning width | mm | 1950 |
| Rolling brush width | mm | 690 |
| Side brush width *quantity | mm*n | 500*2 |
| Rolling brush motor power | W | 1000 |
| Side brush motor power | W | 140*4 |
| Dust-vibrating motor power | W | 100 |
| Suction motor power | W | 350 |
| Driving motor power | W | 1500 |
| Continuous running time | h | 2-3 |
| Debris hopper capacity | L | 180 |
| Water tank capacity | L | 100 |
| Total weight | kg | 745 |
| Product size | mm | 2000*1950*1900 |

product superiority

- Safe, waterproof and electric shock-proof, the front headlights are impact-resistant, waterproof and have strong light
- Hydraulic double disc brake, safer, walking climbing motor, more effortless climbing
- Powerful side brush, fast rotation speed, dense bristles, easily cleans deep garbage
- Drive away dust, protect yourself and solve the problem of clogging of the filter screen of the vacuum cleaner motor

Applicable ground materials



Applicable scenarios



SD1900-A Semi-enclosed Ride on electric floor sweeper




| Category | Unit | Parameter |
|---------------------------------|-------------------|----------------|
| Theoretical cleaning efficiency | m ² /h | 15000 |
| Battery capacity | v/Ah | 48/103 |
| Cleaning width | mm | 1900 |
| Rolling brush width | mm | 690 |
| Side brush width *quantity | mm*n | 500*2 |
| Rolling brush motor power | W | 1000 |
| Side brush motor power | W | 140*4 |
| Dust-vibrating motor power | W | 100 |
| Suction motor power | W | 350 |
| Driving motor power | W | 1500 |
| Continuous running time | h | 2-3 |
| Debris hopper capacity | L | 180 |
| Water tank capacity | L | 100 |
| Total weight | kg | 600 |
| Product size | mm | 2200*1900*1900 |

product superiority

- Safe, waterproof and electric shock-proof, the front headlights are impact-resistant, waterproof and have strong light
- Hydraulic double disc brake, safer, walking climbing motor, more effortless climbing
- Powerful side brush, fast rotation speed, dense bristles, easily cleans deep garbage
- Drive away dust, protect yourself and solve the problem of clogging of the filter screen of the vacuum cleaner motor

Applicable ground materials



Applicable scenarios



SD1900-B Full-enclosed Ride on electric floor sweeper




| Category | Unit | Parameter |
|---------------------------------|-------------------|----------------|
| Theoretical cleaning efficiency | m ² /h | 15000 |
| Battery capacity | v/Ah | 48/103 |
| Cleaning width | mm | 1950 |
| Rolling brush width | mm | 690 |
| Side brush width *quantity | mm*n | 500*2 |
| Rolling brush motor power | W | 1000 |
| Side brush motor power | W | 140*4 |
| Dust-vibrating motor power | W | 100 |
| Suction motor power | W | 350 |
| Driving motor power | W | 1500 |
| Continuous running time | h | 2-3 |
| Debris hopper capacity | L | 180 |
| Water tank capacity | L | 100 |
| Total weight | kg | 745 |
| Product size | mm | 2000*1950*1900 |

product superiority

- Safe, waterproof and electric shock-proof, the front headlights are impact-resistant, waterproof and have strong light
- Hydraulic double disc brake, safer, walking climbing motor, more effortless climbing
- Powerful side brush, fast rotation speed, dense bristles, easily cleans deep garbage
- Drive away dust, protect yourself and solve the problem of clogging of the filter screen of the vacuum cleaner motor

Applicable ground materials



Applicable scenarios



SD1900-B Full-enclosed Ride on electric floor sweeper




| Category | Unit | Parameter |
|---------------------------------|------|----------------|
| Theoretical cleaning efficiency | m²/h | 15000 |
| Battery capacity | v/Ah | 48/103 |
| Cleaning width | mm | 1900 |
| Rolling brush width | mm | 690 |
| Side brush width *quantity | mm*n | 500*2 |
| Rolling brush motor power | W | 1000 |
| Side brush motor power | W | 140*4 |
| Dust-vibrating motor power | W | 100 |
| Suction motor power | W | 350 |
| Driving motor power | W | 1500 |
| Continuous running time | h | 2-3 |
| Debris hopper capacity | L | 150 |
| Water tank capacity | L | 80 |
| Total weight | kg | 803 |
| Product size | mm | 2000*1900*1900 |

product superiority

- Safe, waterproof and electric shock-proof, the front headlights are impact-resistant, waterproof and have strong light
- Hydraulic double disc brake, safer, walking climbing motor, more effortless climbing
- Powerful side brush, fast rotation speed, dense bristles, easily cleans deep garbage
- Drive away dust, protect yourself and solve the problem of clogging of the filter screen of the vacuum cleaner motor

Applicable ground materials



Applicable scenarios



XD15 Hand-push floor scrubber

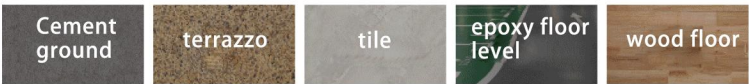


| Category | Unit | Parameter |
|---------------------------------|------|--------------|
| Theoretical cleaning efficiency | ㎡/h | 1350 |
| Cleaning width | mm | 330 |
| Squeegee width | mm | 430 |
| Brush motor power | W | 360 |
| Suction motor power | W | 400 |
| Driving motor power | W | / |
| Continuous running time | h | 1.5-2 |
| Battery capacity | V/Ah | 24/32 |
| Solution tank capacity | L | 13 |
| Recovery tank capacity | L | 15 |
| Total weight | kg | 63 |
| Product size | mm | 700*460*1050 |

product superiority

- Same level large capacity, 35 sewage tanks+30 clean water tanks
- High performance copper core motor with a cleaning efficiency of 1900 ㎡/h
- Intelligent overflow prevention, protecting the suction motor
- Roll molded integrated body,high-strength anti-collision design, tightly leak proof

Applicable ground materials



Applicable scenarios



XD30 Hand-push floor scrubber



| Category | Unit | Parameter |
|---------------------------------|------|-------------|
| Theoretical cleaning efficiency | m²/h | 1520 |
| Cleaning width | mm | 380 |
| Squeegee width | mm | 550 |
| Brush motor power | W | 100 |
| Suction motor power | W | 350 |
| Driving motor power | W | / |
| Continuous running time | h | 2-3 |
| Battery capacity | V/Ah | 24/45.5 |
| Solution tank capacity | L | 30 |
| Recovery tank capacity | L | 35 |
| Total weight | kg | 76 |
| Product size | mm | 800*580*785 |

product superiority

- Same level large capacity, 35 sewage tanks+30 clean water tanks
- High performance copper core motor with a cleaning efficiency of 1900 m²/h
- Intelligent overflow prevention, protecting the suction motor
- Roll molded integrated body,high-strength anti-collision design, tightly leak proof

Applicable ground materials



Applicable scenarios



XD50 Battery type hand-push floor scrubber

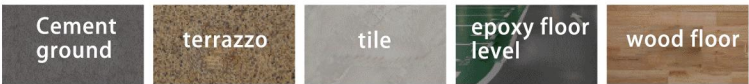


| Category | Unit | Parameter |
|---------------------------------|------|--------------|
| Theoretical cleaning efficiency | ㎡/h | 1350 |
| Cleaning width | mm | 330 |
| Squeegee width | mm | 430 |
| Brush motor power | W | 360 |
| Suction motor power | W | 400 |
| Driving motor power | W | / |
| Continuous running time | h | 1.5-2 |
| Battery capacity | V/Ah | 24/32 |
| Solution tank capacity | L | 13 |
| Recovery tank capacity | L | 15 |
| Total weight | kg | 63 |
| Product size | mm | 700*460*1050 |

product superiority

- Same level large capacity, 15 sewage tanks+13 clean water tanks
- High performance copper core motor with a cleaning efficiency of 1900 ㎡/h
- Intelligent overflow prevention, protecting the suction motor
- Roll molded integrated body,high-strength anti-collision design, tightly leak proof

Applicable ground materials



Applicable scenarios



XD55 Battery type hand-push floor scrubber



| Category | Unit | Parameter |
|---------------------------------|------|--------------|
| Theoretical cleaning efficiency | m²/h | 2160 |
| Cleaning width | mm | 540 |
| Squeegee width | mm | 830 |
| Brush motor power | W | 550 |
| Suction motor power | W | 500 |
| Driving motor power | W | / |
| Continuous running time | h | 3-4 |
| Battery capacity | V/Ah | 24/100 |
| Solution tank capacity | L | 55 |
| Recovery tank capacity | L | 60 |
| Total weight | kg | 145 |
| Product size | mm | 1200*780*960 |

product superiority

- Same level large capacity, 60 sewage tanks+55 clean water tanks
- High performance copper core motor with a cleaning efficiency of 1900 m²/h
- Intelligent overflow prevention, protecting the suction motor
- Roll molded integrated body,high-strength anti-collision design, tightly leak proof

Applicable ground materials



Applicable scenarios



XD85 Ride on double-brush floor scrubber



| Category | Unit | Parameter |
|---------------------------------|------|---------------|
| Theoretical cleaning efficiency | m²/h | 5800 |
| Cleaning width | mm | 735 |
| Squeegee width | mm | 920 |
| Brush motor power | W | 380*2 |
| Suction motor power | W | 500 |
| Driving motor power | W | 500 |
| Continuous running time | h | 3-4 |
| Battery capacity | V/Ah | 24/100 |
| Solution tank capacity | L | 85 |
| Recovery tank capacity | L | 90 |
| Total weight | kg | 225 |
| Product size | mm | 1370*780*1240 |

product superiority

- Minimalist control panel, water absorbing scraper can start immediately when put down, quick disassembly design for water absorbing scraper, tool free quick replacement of rubber strips and consumables
- The wall thickness of the water tank is 7mm, with built-in reinforcement ribs for ultra-high strength and durability
- Floating ball cage+sewage blue+water blocking edge+air duct throwing water mist quadruple motor protection
- Three grip brush plate buckle, easy to install and remove

Applicable ground materials



Applicable scenarios



XD120 Ride on floor scrubber



| Category | Unit | Parameter |
|---------------------------------|------|---------------|
| Theoretical cleaning efficiency | m²/h | 6400 |
| Cleaning width | mm | 800 |
| Squeegee width | mm | 1000 |
| Brush motor power | W | 380*2 |
| Suction motor power | W | 500 |
| Driving motor power | W | 750 |
| Continuous running time | h | 3-4 |
| Battery capacity | V/Ah | 24/200 |
| Solution tank capacity | L | 120 |
| Recovery tank capacity | L | 130 |
| Total weight | kg | 220 |
| Product size | mm | 1430*860*1220 |

product superiority

- Minimalist control panel, water absorbing scraper can start immediately when put down, quick disassembly design for water absorbing scraper, tool free quick replacement of rubber strips and consumables
- The wall thickness of the water tank is 7mm, with built-in reinforcement ribs for ultra-high strength and durability
- Floating ball cage+sewage blue+water blocking edge+air duct throwing water mist quadruple motor protection
- Three grip brush plate buckle, easy to install and remove

Applicable ground materials



Applicable scenarios



XD160 Ride on floor scrubber



| Category | Unit | Parameter |
|---------------------------------|------|----------------|
| Theoretical cleaning efficiency | m²/h | 6800 |
| Cleaning width | mm | 850 |
| Squeegee width | mm | 1200 |
| Brush motor power | W | 380*2 |
| Suction motor power | W | 500 |
| Driving motor power | W | 600 |
| Continuous running time | h | 3-4 |
| Battery capacity | V/Ah | 24/200 |
| Solution tank capacity | L | 160 |
| Recovery tank capacity | L | 165 |
| Total weight | kg | 420 |
| Product size | mm | 1700*1150*1350 |

product superiority

- Leakage protection system, strong safety
- Dual outlet design for more efficient cleaning
- Clear water filtration, debris prevention, and extended service life
- Stainless steel water absorbing scraper with anti-corrosion and wear-resistant water absorbing rubber strip, more thorough water absorption

Applicable ground materials



Applicable scenarios

